

NEW & IMPROVED EMERGENCY VENT KITS FOR TRANSCUBES

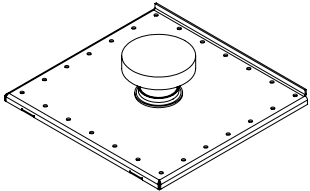
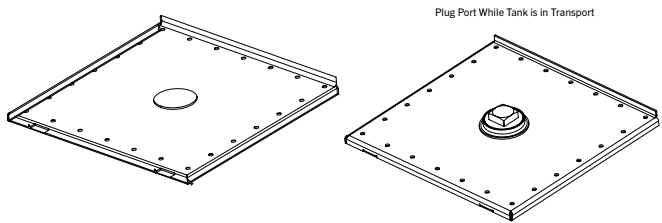
Now Available

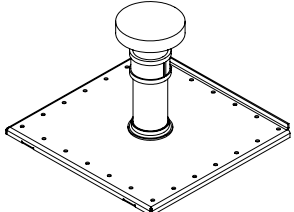
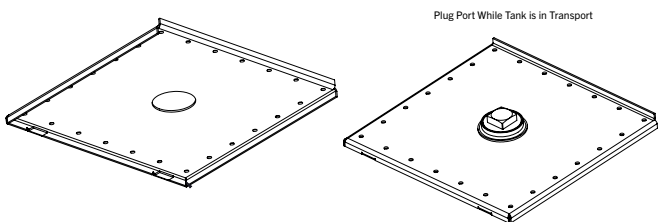
Western Global has improved their emergency vent kits for the TransCube fuel tanks.


Previously, customers had to remove the manway cover and have a bung welded into it before using the kit. However, with the new kits, customers will receive a manway cover with the bung already welded at the time of delivery. The manway cover also includes an anti-theft grill at the bottom for security.

Additionally, the 48" vent stack is no longer necessary, and customers only need to install the male threaded vent in the bung on the manway cover to prepare the tank. The exception is in Canada, where a tank whistle must still be installed in the cabinet.

NOTE: In accordance with NFPA30 and extended vent pipe will be required for the 40TCG and 50TCG when storing gasoline adjacent to a building or public way. WG would suggest to relocate tank if possible or an extension piece can be added.

TransCube (US)		
Vent Kit with Manway		
		
Manway Cover		
		
Tank	Old Part No.	New Part No.
05/10TCG	KIT-VENT-10TCG	KIT-VENT-05/10TCG
20TCG	KIT-VENT-20TCG/30TCG	KIT-VENT-20TCG
30/40/50TCG	KIT-VENT-40/50TCG	KIT-VENT-30/40/50TCG

TransCube (CAN)*		
Vent Kit with Manway		
		
Manway		
		
Tank	Old Part No.	New Part No.
05/10TCG	KIT-VENT-10TCG	KIT-VENT-05/10TCG-CAN
20TCG	KIT-VENT-20TCG/30TCG	KIT-VENT-20TCG-CAN
30/40/50TCG	KIT-VENT-40/50TCG	KIT-VENT-30/40/50TCG-CAN

* Kit includes tank whistle to be installed in cabinet and small extension piece  to raise vent above snow level in accordance with CSA B-139